

## Safeline Metal Detector


Mfg: Safeline



Model:

Stock No. WADS706.

Serial No.:

Safeline Metal Detector. Module S/N: 59331. Hardware Version: V3c. Firmware Version: XT1-02. Aperture/clearance: 6 in. x 4-1/2 in. Conveyor belt dimensions: 6 ft. 2 in. L x 4 in. W. Infeed/exit height: 3 ft. / 2 ft.10 in. Overall dimensions: 8 ft. 3 in. L x 2 ft. 4 in. W. x 3 ft. 9 in. H.





MODULE SER No 59331			FREQ	STAG
STANDARD MODULE		✓	600	1
REJECT CONFORMATION		✓	300	2
FAST RECOVERY			100	3
SLOW SPEED			25	4
FERROUS IN FOIL			FE	5
COM 1	2WIRE	4WIRE ✓	180 KEYPANEL	
COM 2	RS485	RS232 ✓	S/S ✓	P
HARDWARE VERSION	V3c			
FIRMWARE VERSION	XT 1.02			
SPECIAL				
WARNING: if a module replacement is necessary the frequency and options must be the same as the original module. IF IN DOUBT - CONTACT YOUR SUPPLIER.				