

1. Manufactured and certified by **Frick Company, 100 CV Avenue, Waynesboro, Pennsylvania, 17268-0997, USA**
(Name and address of manufacturer)

2. Manufactured for **FRIGID THERM INTL INC, PO BOX 700767, SAN ANTONIO, Texas, 78210, USA**
(Name and address of purchaser)

3. Location of Installation **REDDY ICE, 7261 CENTENNIAL BLVD, NASHVILLE, Tennessee, 37209, USA**
(Name and address)

4. Type **Horizontal** **140871** **L5069.5** **547D0725** **140871** **1999**
(Horiz. or Vert. tank) (Mfr's serial No.) (CRN) (Drawing No.) (Nat'l. Bd. No.) (Year built)

5. The chemical and physical properties of all parts meet the requirements of material specifications of the ASME BOILER AND PRESSURE VESSEL CODE. The design, construction, and workmanship conform to ASME Rules, Section VIII, Division 1 **1998** to **NONE**
Code Case Nos. **1518-5** Special Service per UG-120(d) **N/A** (year) Addenda (Date)

6. Shell: **SA106B** **3/8** **N/A** **1' 1.25" (ID)** **1' 10.548"**
Mat'l. (Spec. No., Grade) Nom. Thk. (in.) Corr. Allow. (in.) Diam. I.D.(ft. & in.) Length (overall) (ft. & in.)

7. Seams: **S** **None** **85%** **N/A** **N/A** **N/A** **None** **1**
Long. (Welded, Dbl., Sngl., Lap, Butt) R.T.(Spot or Full) Eff.(%) H.T. Temp (°F) Time (hr) Girth. (Welded, Dbl., Sngl., Lap, Butt) R.T.(Spot, Partial or Full) No. of Courses

8. Heads: (a) Mat'l: **SA516-70** (b) Mat'l: **N/A**
(Spec. No., Grade) (Spec. No., Grade)

	Location (Top, Bottom, Ends)	Minimum Thickness	Corrosion Allowance	Crown Radius	Knuckle Radius	Elliptical Ratio	Conical Apex Angle	Hemispherical Radius	Flat Diameter	Side to Pressure (Convex or Concave)
(a)	End	1 7/8	N/A	0.0"	N/A	N/A	N/A	0.0"	14	NA
(b)	End	1 1/2	N/A	0.0"	N/A	N/A	N/A	0.0"	14	NA

If removable, bolts used (describe other fastenings) **N/A**
(Mat'l., Spec. No., Gr., Size, No.)

9. MAWP **400/FV** psi at max. temp. **250** °F
Min. design metal temp. **-20** °F at **400/FV** psi Hydro, pneu., or comb. test pressure **Pneu. at 500** psi.

10. Nozzles, inspection and safety valve openings:

Purpose (Inlet, Outlet, Drain)	No.	Diam. or Size	Type	Mat'l.	Nom. Thk.	Reinforcement Mat'l.	How Attached	Location
INLET	1	3	PIPE	SA106B	.216	NONE	UW16.1(A)	
OUTLET	1	3	PIPE	SA106B	.216	NONE	UW16.1(A)	
INLET	1	2.375	TUBE	SA249TP316L	.142	NONE	UW16.1(A)	
OUTLET	1	2.375	TUBE	SA249TP316L	.142	NONE	UW16.1(A)	


11. Supports: Skirt **NO** Lugs **N/A** Legs **N/A** Other **N/A** Attached **N/A**
(Yes or no) (No.) (No.) (Describe) (Where and how)

12. Remarks: Manufacturer's Partial Data Reports properly identified and signed by Commissioned Inspectors, have been furnished for the following items of the report:
N/A
(Name of part, item number, Mfgr's name and identifying stamp)

14" X 22" OIL COOLER ASSY 190 PLATES FOR NON-LETHAL/NON-CORROSIVE SERVICE IMPACT TEST EXEMPT PER UCS-66 (a)


CERTIFICATE OF SHOP COMPLIANCE

We certify that the statements made in this report are correct and that all details of design, material, construction, and workmanship of this vessel conform to the ASME Code for Pressure Vessels, Section VIII, Division 1. "U" Certificate of Authorization No. **142** expires **May 28, 2001**

Date **09/17/1999** Co. name **Frick Company** Signed  (Manufacturer) (Representative)

CERTIFICATE OF SHOP INSPECTION

Vessel constructed by **Frick Company** at **100 CV Avenue, Waynesboro, Pennsylvania, 17268-0997, USA**, I, the undersigned, holding a valid commission issued by The National Board of Boiler and Pressure Vessel Inspectors and/or the State or Province **PA** and employed by **Hartford Steam Boiler, of Hartford, CT** have inspected the component described in this Manufacturer's Data Report on **September 7, 1999** and state that, to the best of my knowledge and belief, the Manufacturer has constructed this pressure vessel in accordance with ASME Code, Section VIII, Division 1. By signing this certificate neither the Inspector nor his employer makes any warranty, expressed or implied, concerning the pressure vessel described in this Manufacturer's Data Report. Furthermore, neither the Inspector nor his employer shall be liable in any manner for any personal injury or property damage or a loss of any kind arising from or connected with this inspection.

Date **09/20/1999** Signed  (Authorized Inspector) Commissions **11315A, PA2633** (Nat'l Board (incl. endorsements), State, Prov. and No.)

- 1. Manufactured and certified by **Frick Company, 100 CV Avenue, Waynesboro, Pennsylvania, 17268-0997, USA**
(Name and address of manufacturer)
- 2. Manufactured for **FRIGID THERM INTL INC, PO BOX 700767, SAN ANTONIO, Texas, 78210, USA**
(Name and address of purchaser)
- 3. Location of Installation **REDDY ICE, 7261 CENTENNIAL BLVD, NASHVILLE, Tennessee, 37209, USA**
(Name and address)

4. Type **Horizontal** **141780** **N/A** **548E0357 C** **141780** **2000**
 (Horiz. or Vert. tank) (Mfr's serial No.) (CRN) (Drawing No.) (Nat'l. Bd. No.) (Year built)

5. The chemical and physical properties of all parts meet the requirements of material specifications of the ASME BOILER AND PRESSURE VESSEL CODE. The design, construction, and workmanship conform to ASME Rules, Section VIII, Division 1 **1998** to **NONE**
 Code Case Nos. **1518-5** Special Service per UG-120(d) **N/A** (year) Addenda (Date)

6. Shell: **SA516-70** **3/8** **N/A** **2' 5.25" (OD)** **12' 6.0"**
 Mat'l. (Spec. No., Grade) Nom. Thk. (in.) Corr. Allow. (in.) Diam. I.D. (ft. & in.) Length (overall) (ft. & in.)

7. Seams: **1** **None** **70%** **N/A** **N/A** **2** **None** **1**
 Long. (Welded, Dbl., Sngl., Lap, Butt) R.T. (Spot or Full) Eff. (%) H.T. Temp (°F) Time (hr) Girth. (Welded, Dbl., Sngl., Lap, Butt) R.T. (Spot, Partial or Full) No. of Courses

8. Heads: (a) Mat'l: **SA516-70** (b) Mat'l: _____
 (Spec. No., Grade) (Spec. No., Grade)

Location (Top, Bottom, Ends)	Minimum Thickness	Corrosion Allowance	Crown Radius	Knuckle Radius	Elliptical Ratio	Conical Apex Angle	Hemispherical Radius	Flat Diameter	Side to Pressure (Convex or Concave)
(a) Ends	.297	N/A	0.0"	N/A	2:1	N/A	0.0"	N/A	Concave

If removable, bolts used (describe other fastenings) _____
 (Mat'l., Spec. No., Gr., Size, No.) **N/A**

9. MAWP **300/FV** psi at max. temp. **250** °F

Min. design metal temp. **-20** °F at **300/FV** psi Hydro, pneu., or comb. test pressure **Pneu. at 375** psi.

10. Nozzles, inspection and safety valve openings:

Purpose (Inlet, Outlet, Drain)	No.	Diam. or Size	Type	Mat'l.	Nom. Thk.	Reinforcement Mat'l.	How Attached	Location
SAFETY	1	1 1/2	CPLG	SA105	3000#	NONE	UW16.2(L)	
LIQ INJ	1	1/2	"	"	"	"	"	
OIL RELIEF OC	1	3/4	"	"	"	"	"	
TEMP ELEM	3	3/4	"	"	"	"	"	
OIL RELIEF	1	1	"	"	"	"	"	

Additional Nozzles - See Attached U-4...

11. Supports: Skirt **NO** Lugs **N/A** Legs **N/A** Other **BELLYBANDS (2)** Attached **BOTTOM WELDED**
 (Yes or no) (No.) (No.) (Describe) (Where and how)

12. Remarks: Manufacturer's Partial Data Reports properly identified and signed by Commissioned Inspectors, have been furnished for the following items of the report:

N/A
 (Name of part, item number, Mfgr's name and identifying stamp)

30' OD X 169 3/8 HORIZ OIL SEPARATOR FOR NON LETHAL/NON CORROSIVE SERVICE IMPACT TEST EXEMPT PER UCS66 (a)

CERTIFICATE OF SHOP COMPLIANCE

We certify that the statements made in this report are correct and that all details of design, material, construction, and workmanship of this vessel conform to the ASME Code for Pressure Vessels, Section VIII, Division 1. "U" Certificate of Authorization No. **142** expires **May 28, 2001**

Date **02/07/2000** Co. name **Frick Company** Signed _____
 (Manufacturer) (Representative)

CERTIFICATE OF SHOP INSPECTION

Vessel constructed by **Frick Company** at **100 CV Avenue, Waynesboro, Pennsylvania, 17268-0997, USA**, I, the undersigned, holding a valid commission issued by The National Board of Boiler and Pressure Vessel Inspectors and/or the State or Province **PA** and employed by **Hartford Steam Boiler, of Hartford, CT** have inspected the component described in this Manufacturer's Data Report on **January 27, 2000** and state that, to the best of my knowledge and belief, the Manufacturer has constructed this pressure vessel in accordance with ASME Code, Section VIII, Division 1. By signing this certificate neither the Inspector nor his employer makes any warranty, expressed or implied, concerning the pressure vessel described in this Manufacturer's Data Report. Furthermore, neither the Inspector nor his employer shall be liable in any manner for any personal injury or property damage or a loss of any kind arising from or connected with this inspection.

Date **02/08/2000** Signed _____ Commissions **11315A, PA2633**
 (Authorized Inspector) (Nat'l Board (incl. endorsements), State, Prov. and No.)

FORM U-4 MANUFACTURER'S DATA REPORT SUPPLEMENTARY SHEET

As Required by the Provisions of the ASME Code Rules, Section VIII, Division 1

1. Manufactured and certified by Frick Company, 100 CV Avenue, Waynesboro, Pennsylvania, 17268-0997, USA
(Name and address of Manufacturer)
2. Manufactured for FRIGID THERM INTL INC, PO BOX 700767, SAN ANTONIO, Texas, 78210, USA
(Name and address of Purchaser)
3. Location of Installation REDDY ICE, 7261 CENTENNIAL BLVD, NASHVILLE, Tennessee, 37209, USA
(Name and address)
4. Type Horizontal N/A 141780
(Horiz, vert., or sphere) (Tank, separator, heat exh., etc.) Mfg's serial No.
- N/A 548E0357 C 141780 2000
(CRN) (drawing no.) (Nat'l Bd. No.) (Year built)


Additional nozzles, inspection and safety valve openings:


Purpose (Inlet, Outlet, Drain)	No.	Diam. or Size	Type	Mat'l.	Nom. Thk.	Reinforcement Mat'l.	How Attached	Location
PUMP OUT	1	1	"	"	"	"	"	
OIL CHARGE	1	1	"	"	"	"	"	
LIQ LEV FLOAT	1	2	"	"	"	"	"	
BLEED	1	1	PIPE	SA106B	.179	"	UW16.1(A)	
OIL DRAIN	2	1	"	"	"	"	"	
OIL LEV SENSOR	1	1 1/2	"	"	.400	"	"	
HTR CARRIER	2	1 1/2	"	"	"	"	"	
OIL OUTLET	1	2	"	"	.154	"	"	
SIGHT GLASS	3	2 1/2	"	"	.375	"	"	
OUTLET	1	5	"	"	.258	"	"	
INLET	1	6	"	"	.280	"	"	
INLET	1	6	FLANGE	SA105			FIG2.4(3a)	
MANWAY	1	12X16	FITTING	SA106C	1.0	"	UW16.1(k)	Head

Additional remarks pertaining to Manufacturer's Partial Data Reports:

Additional Remarks:

Certificate of Authorization: Type "U" No. 142 Expires May 28, 2001

Date 02/07/2000 Name Frick Company Signed 
(Manufacturer) (Representative)

Date 02/08/2000 Name  Commission 11315A, PA2633
(Authorized Inspector) (Nat'l Board (incl. endorsements), State, Province and No.)